

Making an Enrolment Appointment for September 2021 Start

Once you have your GCSE results you can book an enrolment interview on Tyber for either 1st **or** 2nd September; appointments **cannot** be booked by telephone.

When you come into College for your enrolment interview it is essential that you bring the following:

- Results statement for all the qualifications you have taken, including GCSE, vocational Level 2 and Key Skills courses (don't forget proof of qualifications taken prior to this year).
- Proof of ID, either your passport or birth certificate (originals only).
- The 4-digit PIN code provided to you upon making an appointment. Make a note of it somewhere safe if you cannot remember it.

You will not be able to enrol without all of this documentation.

During enrolment, we will check your results and that you meet the subject entrance criteria (some subjects have entrance requirements different in addition to the College standard entrance requirements; you can check what they are on the website in the courses area).

You will be required to be at the College for approximately one to two hours in order to agree your programme of study and complete any other administration.

The following pages show you how to book an enrolment appointment. You will need to have your results statement to hand.

Log onto Tyber (<https://tyber.solihullsfc.ac.uk>)

You will be taken directly to the pre-enrolment screen.

This screen will show the subjects and grades you added to your application.

You will now need to enter the grades you achieved. You can also add any other GCSEs or qualifications you may have missed.

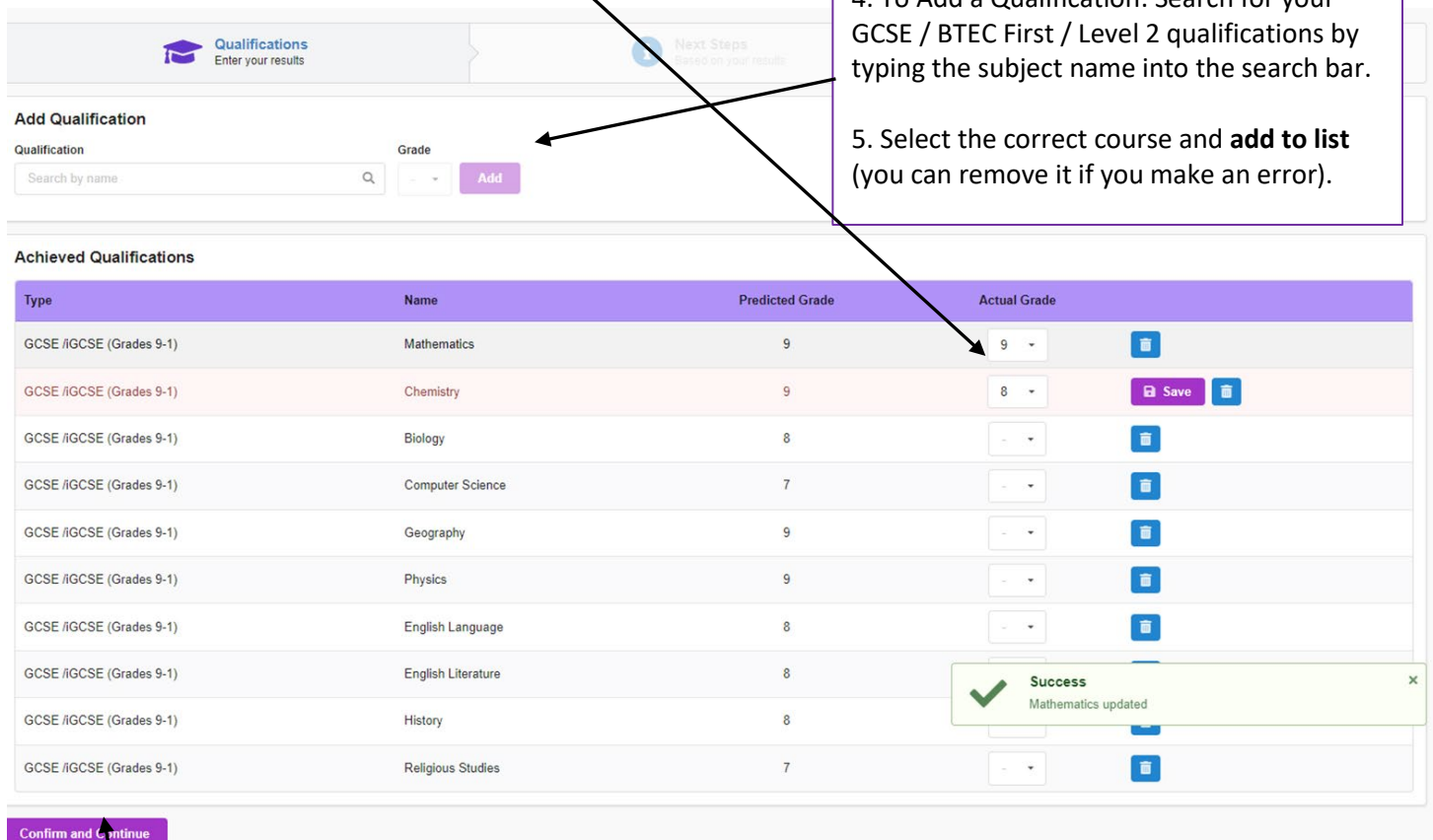
1. Use the drop down menu to enter the grade you achieved. **Double check** you have entered the correct grade.
2. Click the purple save button to confirm that you have entered the correct grade.

3. Complete for all other GCSE / BTEC First / Level 2 qualifications.

All GCSEs are now graded 9 – 1. Have you chosen the correct qualification type?

4. To Add a Qualification: Search for your GCSE / BTEC First / Level 2 qualifications by typing the subject name into the search bar.

5. Select the correct course and **add to list** (you can remove it if you make an error).



The screenshot shows the 'Qualifications' section of the Tyber system. At the top, there are two tabs: 'Qualifications Enter your results' (active) and 'Next Steps Based on your results'. Below the tabs is the 'Add Qualification' form, which includes a search bar for the qualification name, a dropdown menu for the grade, and a purple 'Add' button. Below the form is a table titled 'Achieved Qualifications' with columns for Type, Name, Predicted Grade, and Actual Grade. The table lists various GCSE subjects with their predicted and actual grades. A purple 'Save' button is visible next to the Chemistry row. At the bottom of the table, there is a green success message: 'Success Mathematics updated'. Below the table is a purple 'Confirm and Continue' button.

Type	Name	Predicted Grade	Actual Grade
GCSE /GCSE (Grades 9-1)	Mathematics	9	9
GCSE /GCSE (Grades 9-1)	Chemistry	9	8
GCSE /GCSE (Grades 9-1)	Biology	8	-
GCSE /GCSE (Grades 9-1)	Computer Science	7	-
GCSE /GCSE (Grades 9-1)	Geography	9	-
GCSE /GCSE (Grades 9-1)	Physics	9	-
GCSE /GCSE (Grades 9-1)	English Language	8	-
GCSE /GCSE (Grades 9-1)	English Literature	8	-
GCSE /GCSE (Grades 9-1)	History	8	-
GCSE /GCSE (Grades 9-1)	Religious Studies	7	-

6. Once you have entered everything, **double check** what you have input is correct then click 'Confirm and Continue'.

IMPORTANT! If you have taken Combined Science, choose the Combined Science option, not single sciences.

GCSE Double (Grades 9-1)

Combined Science

44

44

Save



1. You will receive a confirmation message that your results meet the College entrance requirements.

Pre-enrol with the College

Qualifications Enter your results | Next Steps Based on your results | Appointment Choose when to enrol

Thank you!
You meet the College's minimum entry requirements and we would like to invite you for an enrolment interview.

We have reserved places on the following courses as agreed at your interview.
Please be aware that some courses have enhanced entry criteria in addition to the standard entry requirements. Please see the "Entry info" buttons.

Course	Entry Info
A Level Business	Entry Info
A Level Accounting	Entry Info
A Level Geography	Entry Info

If you would like to enrol, you **MUST** have a pre-booked appointment.

[Get Enrolment Appointment](#)

2. The courses you agreed at interview will be displayed.

3. Check that you meet the **subject entrance requirements** (these can be different to the College entrance requirements) by clicking on the 'Entry Info' button.

IMPORTANT! If you meet the College entrance requirements but have not met the entrance requirements for a subject, you can still book an appointment and we will discuss alternative options with you (see page 7).


4. Book your enrolment interview by clicking on the '**Enrolment Appointment**' button.

1. The next step is to watch a short video from our Principal giving you more information about life and expectations at College.

Pre-enrol with the College

Qualifications Enter your results | **Next Steps** Based on your results | **Appointment** Choose when to enrol

Video message from the Principal



You must confirm you have watched the video above in order to book an enrolment appointment

I have watched the video

Choose appointment time

If you cannot make any of the times below, please phone the college on (0121) 709 7803 to make an alternative arrangement.

Wed 01 September	Thu 02 September
<input type="radio"/> 08:40	<input type="radio"/> 08:40
<input type="radio"/> 08:50	<input type="radio"/> 08:50
<input type="radio"/> 09:00	<input type="radio"/> 09:00
<input type="radio"/> 09:10	<input type="radio"/> 09:10
<input type="radio"/> 09:20	<input type="radio"/> 09:20

2. Click to confirm that you have watched the video.

1. Select a date and an appointment time. You **must** attend your appointment at the time you select.

Please arrive **5 minutes** before your appointment time.

Choose appointment time

If you cannot make any of the times below, please phone the college on (0121) 709 7803 to make an alternative arrangement.

Wed 01 September

- 08:40
- 08:50
- 09:00
- 09:10

Thu 02 September

- 08:40
- 08:50
- 09:00
- 09:10

Read the following statements and select those which apply to you.

- I have an EHCP (Education, Health and Care Plan) [more info](#)
- I am a young carer
- I am in or have been in care
- I have 25% extra time in exams
- I have special exam access arrangements or other adjustments
- None of the above apply to me

2. Read through the statements carefully and select any which apply to you or confirm 'None'.

We need an accurate and up to date mobile phone number for you.

We will use this to verify your identity if you need to reset your password.

Your mobile phone number

07*****

3. This box will automatically display the mobile phone number you provided on your application. Check that it is correct and amend if necessary.

Confirm Appointment

4. By clicking on '**Confirm Appointment**', you are making a commitment to attend on the date and time shown. Make a note of the details so you don't forget! (You can log into Tyber again to check the date and time).

Pre-enrol with the College



You have an enrolment appointment

You have an appointment to enrol at the college on 1 September 2021 10:30



Your enrolment PIN is 5193

As part of social distancing measures, our staff will ask you to give them your enrolment PIN instead of your signature. This PIN is only required on enrolment day.



Remember to bring...

Please remember to bring your exam results statement so we can verify your results at enrolment.
Please also bring your passport or birth certificate so we can verify your identity.



Enrolment Guide 2021

If you can no longer make your appointment, or wish to start again with the pre-enrolment service, please delete it.

Delete Appointment

This is the final enrolment confirmation page.




In the green box, you will see the date and time of your appointment.

The blue box gives you a PIN which you will need at interview. It is **essential** that you know this number for your interview so make a note of it and have it with you when you come for your enrolment appointment.

The cream box reminds you of the important documentation you will need to bring with you.

If you just miss the College entry requirements, there may be alternative options we can offer you. If you would like to discuss what these options could be, book an enrolment appointment by clicking on the **'Get Enrolment Appointment'** button.

Pre-enrol with the College

 **Qualifications**
Enter your results  **Next Steps**
Based on your results  **Appointment**
Choose when to enrol

Invitation to interview

Unfortunately, you have just missed our entry criteria, but we would like to discuss options that we may have for you.

Here is a reminder of the courses you chose:

Course	Entry Info
A Level Psychology	Entry Info
A Level Chemistry	Entry Info
A Level Biology	Entry Info

If you would like to come to an interview, you **MUST** have a pre-booked appointment.

[Get Enrolment Appointment](#)

If you do not meet the College entry requirements, you will not be able to book an enrolment appointment. You will see the screen below which you should read carefully for information. The Alternative Provision Guide which you can open as a PDF gives details of alternative providers you could contact to discuss their course options.

Sorry!

Based on your entered results, you do not meet the College's minimum entry requirements:

2021 Entry Criteria

Standard 3 A-level Programme

The majority of our students will choose to study 3 A level courses and will commit to these subjects for the full 2 years. Entry requirements for this programme are:

- At least two grade 6s at GCSE
- At least a further three grade 4s at GCSE
- You should have at least a grade 4 in BOTH GCSE English Language AND Mathematics.

4 A-level Programme

Some very able students may choose to study 4 A level subjects. These students must commit to these 4 subjects for the full 2 years. This will include most students who choose to study A level Further Mathematics, who will pick Mathematics, Further Mathematics and two other subjects. Entry requirements for this programme are:

- At least five grade 7s at GCSE
- You should have at least a grade 6 in BOTH GCSE English Language AND Mathematics.
- Check each subject listing on our website for any subject-specific grade requirements.

BTEC Level 3 National Diploma (2 A level equivalent) plus 1 A level/A level equivalent


The BTEC Level 3 National Diploma courses are equivalent to studying 2 A levels and have similar requirements. The only difference is that other courses equivalent to GCSE (e.g. BTEC First Awards and OCR Nationals) count towards the entry requirements. To support your future aspirations, you must choose one from the wide selection of A level/A level equivalent courses we have on offer to complement your BTEC level 3 National Diploma. You will need:

- At least two grade 6s at GCSE
- At least a further three grade 4s at GCSE
- You should have at least grade 4 in BOTH GCSE English Language AND Mathematics.
- Some BTEC Level 3 National Diplomas have specific entry requirements: e.g. Science requires a minimum of two grade 4s in GCSE Science.
- Check each subject listing on our website for any subject-specific grade requirements relating to the A level/A level equivalent you wish to study alongside the BTEC Level 3 National Diploma.

BTEC Extended Diploma or CACHE Diploma

BTEC Level 3 National Extended Diploma and CACHE Diploma courses are equivalent to studying 3 A levels, so have similar entry requirements to A levels. The only differences are that other courses equivalent to GCSE (e.g. BTEC First Awards and OCR Nationals) count towards entry requirements for BTEC/CACHE and on some courses students are accepted with either English Language OR Maths at grade 4 (see below). You will need:

- At least two grade 6s at GCSE or merits on an equivalent course
- At least a further three grade 4s at GCSE or equivalent, including at least grade 4 in GCSE English Language OR Mathematics, with at least grade 3 in the other one. Students who have a grade 3 in one of these two key subjects will be required to retake this GCSE in addition to the BTEC Extended Diploma.
- Some BTEC Level 3 National Extended Diploma courses have specific entry requirements: Science requires a minimum grade 4 in Maths and two grade 4s in GCSE Science; IT requires a minimum grade 4 in Maths and IT/Computer Science; Art & Design requires a minimum grade 4 in an Arts-based GCSE.
- The CACHE Level 3 Childcare Diploma requires BOTH English Language AND Maths at grade 4 or above. CACHE students wishing to move into Primary teaching in the future also require at least a grade 4 in Science.

 [Alternative Provision Guide](#)

If you believe you have received this message in error, check your results again against the College entry requirements carefully. Contact us using the button provided if your results **do** meet the entry requirements.