

Photography Pathway

Summer Tasks

10 PHOTOGRAPHS


A) Your summer challenge is to take a range of photographs for each theme listed below. Select your most successful image for each theme. These will be your 10 PHOTOGRAPHS. You can interpret the themes in whatever way you like and can take them on any camera (smart phone camera is fine for this project). You may have different types of cameras like a DSLR, an SLR, a Polaroid camera etc. Please feel free to use these for some or all of the themes. **BUT, whichever you choose, you must email digital copies of your 10 PHOTOGRAPHS to me BEFORE the first lesson back in September**
zoe.maksymiw@solihullsfsc.ac.uk

1. Reflection
2. Signs
3. Shadows
4. Lost and found
5. Opposites
6. Yellow
7. Repeat
8. Circles
9. Calm
10. Chaos

Here are my own interpretations of the themes:



Yellow




Reflections



Shadows



Circles




Chaos



Repeat



Signs



Calm



Lost and Found

In the first week back, we will print and display your images together with the work of your peers, in your first college collaborate exhibition. We will pick a few themes that we think have worked well.

You need to consider your images carefully when taking them because I don't want you to edit them in any way. Even cropping is not allowed!

Think about the following when taking your photographs:

- **Lighting**
- **Composition**
- **Perspective**
- **Focus**
- **Subject matter**
- **Colour**
- **Balance**
- **Distance**

B) Choose one of the themes from above. Find a photograph (or a series) by a practitioner that you think explores this theme successfully. Create a PowerPoint presentation (approx. 4 slides) that shows the photograph and use the following questions to analyse the image:

CONTENT - looking at the subject of the photograph

What is it? What is it about? What is happening?

Where and when was it taken?

What do you think the relationship between the photographer and subject/s is?

What does the photograph represent?

What has the photographer called the photograph?

Does the title change the way we see the photograph?

Is it a realistic depiction?

Have any parts been exaggerated or distorted? If so why?

What is the theme of the photograph?

What message does the photograph communicate?

FORM – looking at the formal elements

Colour – Is the photograph colour or black and white? How does this affect the mood?

Tone – Is the photograph high or low contrast? How and why?

Line – What sorts of line are there in the photograph? How have they been positioned in relation to the rest of the composition? What effect does this have?

Shape – What sorts of shapes are there in the image? Do they remind you of anything? Do you think the photographer meant this? What kinds of marks does the photographer use?

Pattern/Texture – What kinds of pattern and/or textures are there in the photograph?

PROCESS – how the photograph has been taken, developed, manipulated and printed

Was the photograph taken inside or outside?

What time of day?

How was it lit? How many light sources can you make out? What is the evidence for this?

What materials and tools have been used?

Has the photograph been manipulated or distorted in any way? How and why?

MOOD – looking at the communication of moods and feeling

How does the photograph make you feel?

Why do you think you feel like this?

Does the colour, texture, form or theme of the photograph affect the mood?

How and why?

Ensure you include information on who the photograph is by as well as the title and date. **Email your PowerPoint to me BEFORE the first lesson back in September** zoe.maksymiw@solihullsf.ac.uk

Helpful links:

- ART2DAY - (Use password 'imagine')
www.art2day.co.uk/artist-search.html
- BRITISH JOURNAL OF PHOTOGRAPHY -
www.bjp-online.com
- TATE'S FEATURED PHOTOGRAPHERS
www.tate.org.uk/search?type=artist&q=Photography
- TATE TALKS YOUTUBE CHANNEL
www.youtube.com/channel/UCxtgEIN3xuAGy730NFwEOUA
- V&A FEATURED PHOTOGRAPHS
www.vam.ac.uk/collections/photographs
- INTRODUCTION TO THE V&A PHOTOGRAPHY COLLECTION
www.vam.ac.uk/articles/introducing-the-photography-collection

Good luck! Can't wait to see what you come up with!
Have a great summer ☺

Zoe